

No. 19 of 2025

24 Mar 2025

Dear Port Users

## **IMPLEMENTATION OF THE REVISED FREE TRADE ZONES (FTZ) REGIME BILL OF LADING (BL) DATA SUBMISSION FOR CONTAINERISED CARGO**

In line with the Revised Free Trade Zone (FTZ) Regime Cargo Declarations requirements, Jurong Port has enhanced our system to facilitate the submissions of Bill of Lading information to Singapore Customs (SC) for Containerised cargo.

You may submit such information by downloading “Customs Details Upload.xlsx” from JPOM>Container>Customs Details Upload>Vessel Name>Upload>Excel Updated Template (Download), complete the table and upload the file once the information is filled.

Please refer to the user guide attached for more information and note the following rollout timeline :

**System Trial:** 25 March 2025 wef 0900hr (Data submitted to JP will NOT be transmitted to SC) until Official Submission as described below.

**Official Submission:** 31 March 2025 (Data submitted to JP will be transmitted to SC) for

- Inward: Any vessels with ATB JP or ATU Last Port at/after 31 Mar 0001hr
- Outward: Any vessels with ATU JP on/after 30 Mar 0001hr

### **RELY ON US**



For further information, please refer to the circulars published by

Singapore Customs

[Circulars \(customs.gov.sg\)](https://www.customs.gov.sg/circulars)

- Circular No. 02/2024: Implementation of the Revised Free Trade Zones (FTZ) Regime from 1 March 2024. Issued on 28 Feb 2024
- Circular No. 03/2024: Updates on the Implementation of the Revised Free Trade Zones (FTZ) Regime. Issued on 05 Jul 2024

Jurong Port

- Circular No. 37/2024: Revised Free Trade Zone (FTZ) Regime Cargo Declarations. Issued on 30 May 2024
- Circular No. 55/2024: Implementation Of The Revised Free Trade Zones (FTZ) Regime Bill Of Lading (BL) Data Submission For Non-Containerised Cargo. Issued on 23 Aug 2024

Please do not hesitate to contact us at [jpdoc@jp.com.sg](mailto:jpdoc@jp.com.sg) if any assistance is needed.

Thank you.

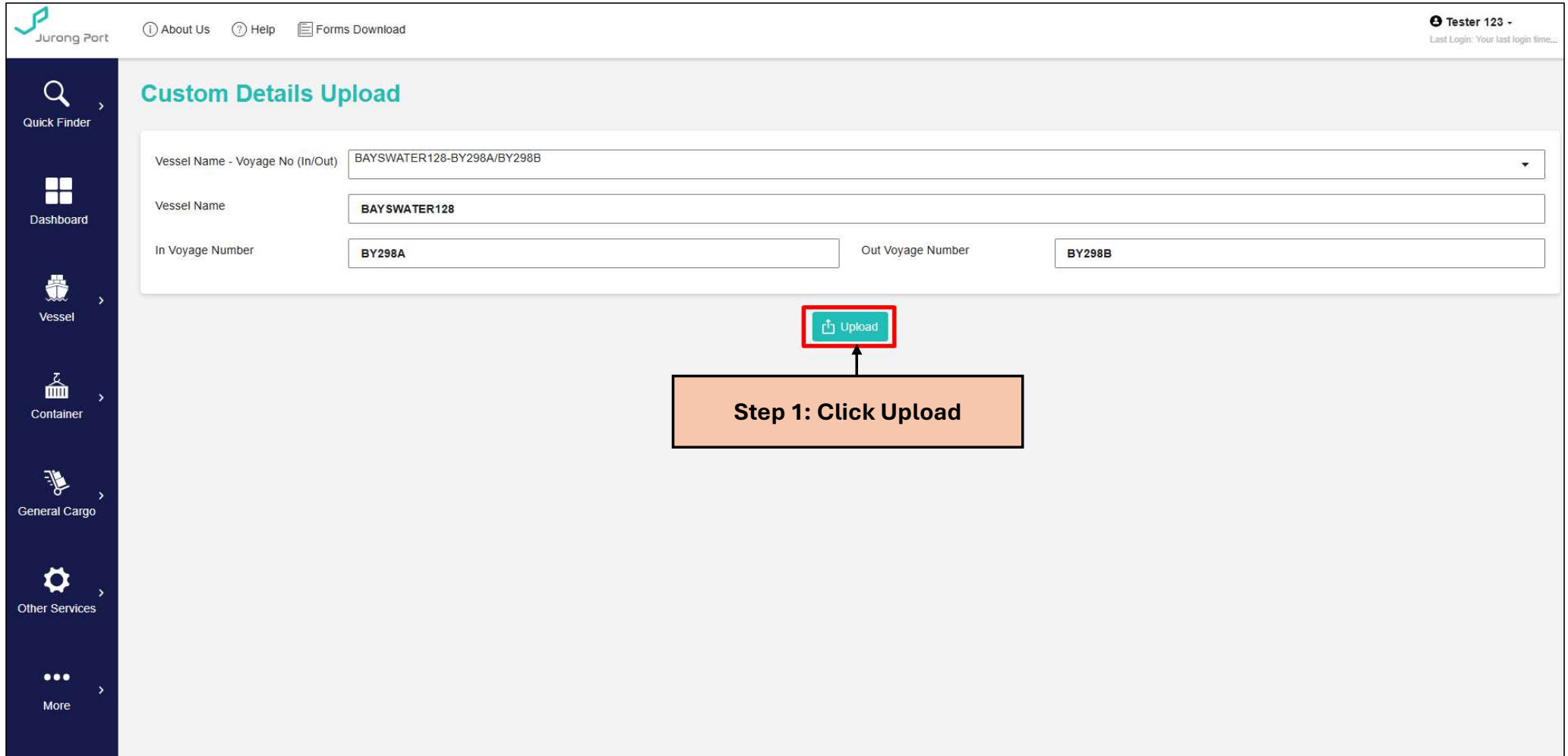
Micky Sim  
Vice President  
Ops Planning and Property Management  
For Jurong Port Pte Ltd

(This is a computer-generated circular and does not require a signature.)

## 1. MACF : UPLOAD EXCEL

### Containerised Cargo BL Data Submission User Guide

# 1. MACF - Guide on Upload Excel



Jurong Port About Us Help Forms Download Tester 123 - Last Login: Your last login time...

## Custom Details Upload

Vessel Name - Voyage No (In/Out) BAYSWATER128-BY298A/BY298B

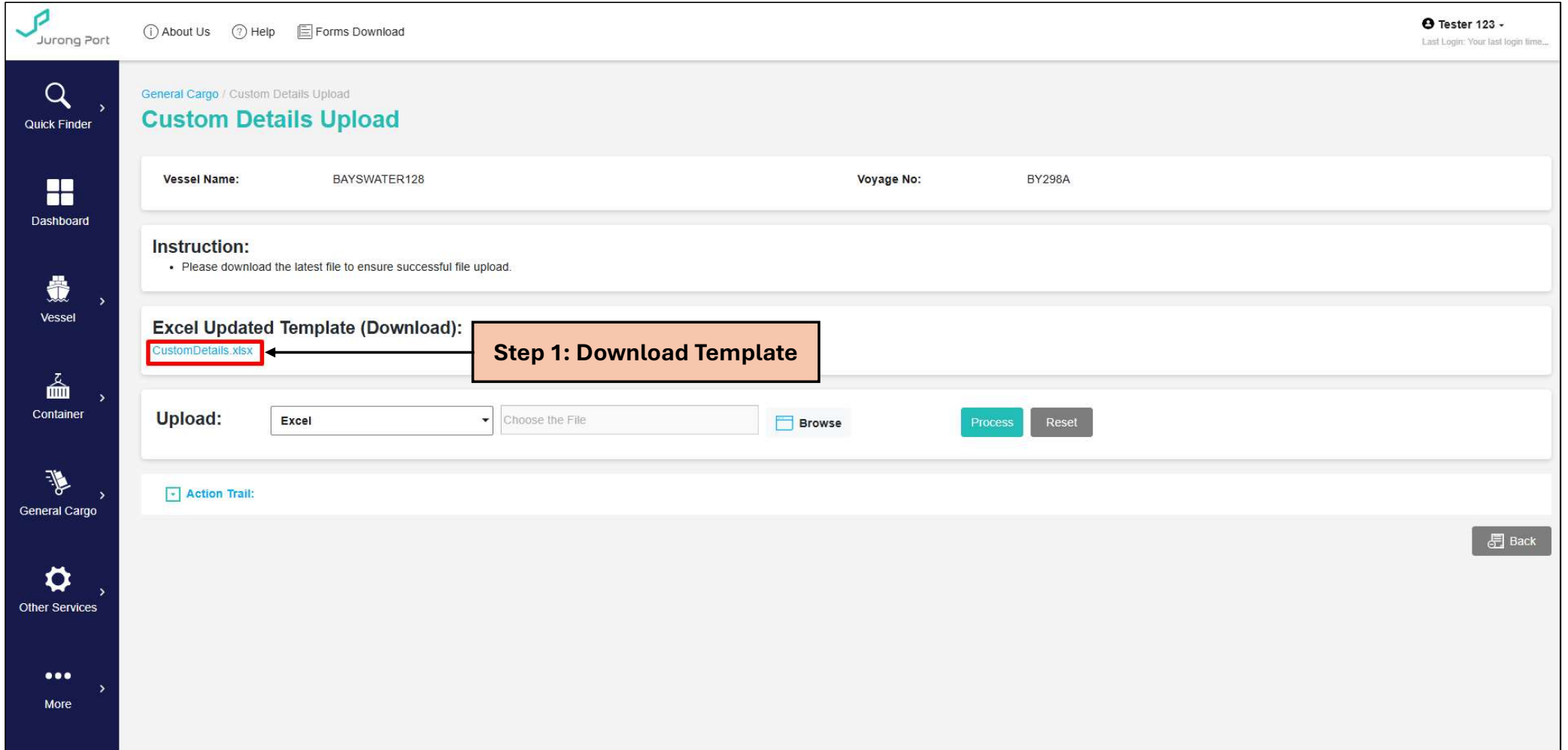
Vessel Name BAYSWATER128

In Voyage Number BY298A Out Voyage Number BY298B

**Upload**

**Step 1: Click Upload**

# 1. MACF - Guide on Upload Excel



**Jurong Port** About Us Help Forms Download Tester 123 - Last Login: Your last login time...

General Cargo / Custom Details Upload

## Custom Details Upload

Vessel Name: BAYSWATER128 Voyage No: BY298A

**Instruction:**

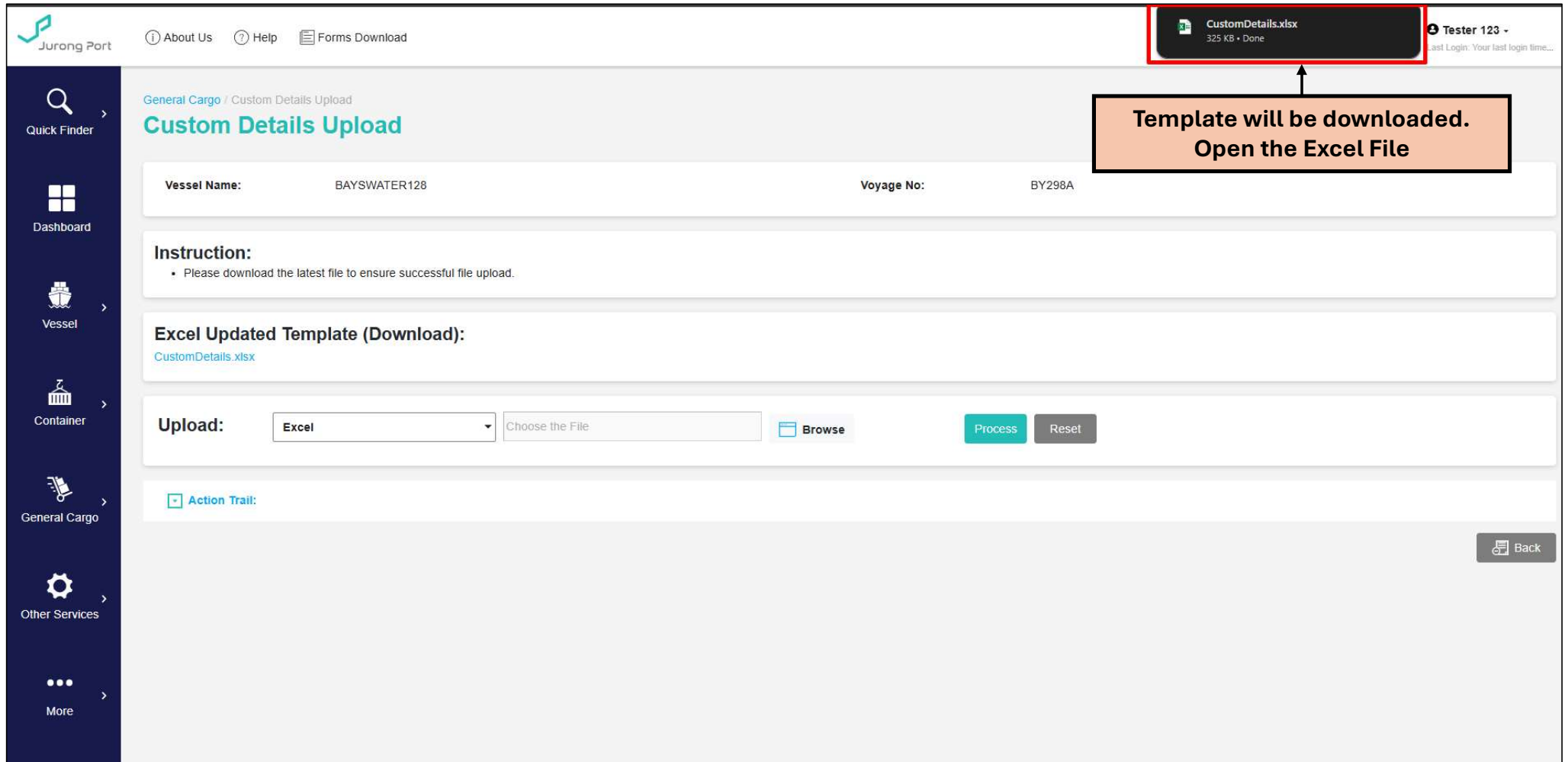
- Please download the latest file to ensure successful file upload.

**Excel Updated Template (Download):** [CustomDetails.xlsx](#) ← **Step 1: Download Template**

**Upload:** Excel Choose the File Browse Process Reset

Action Trail: Back

# 1. MACF - Guide on Upload Excel



**CustomDetails.xlsx**  
325 KB • Done

**Tester 123** -  
Last Login: Your last login time...

General Cargo / Custom Details Upload

## Custom Details Upload

**Vessel Name:** BAYSWATER128 **Voyage No:** BY298A

**Instruction:**

- Please download the latest file to ensure successful file upload.

**Excel Updated Template (Download):**  
[CustomDetails.xlsx](#)

**Upload:** Excel Choose the File **Browse** **Process** **Reset**

**Action Trail:**

**Back**

**Template will be downloaded. Open the Excel File**

# 1. MACF - Guide on Upload Excel

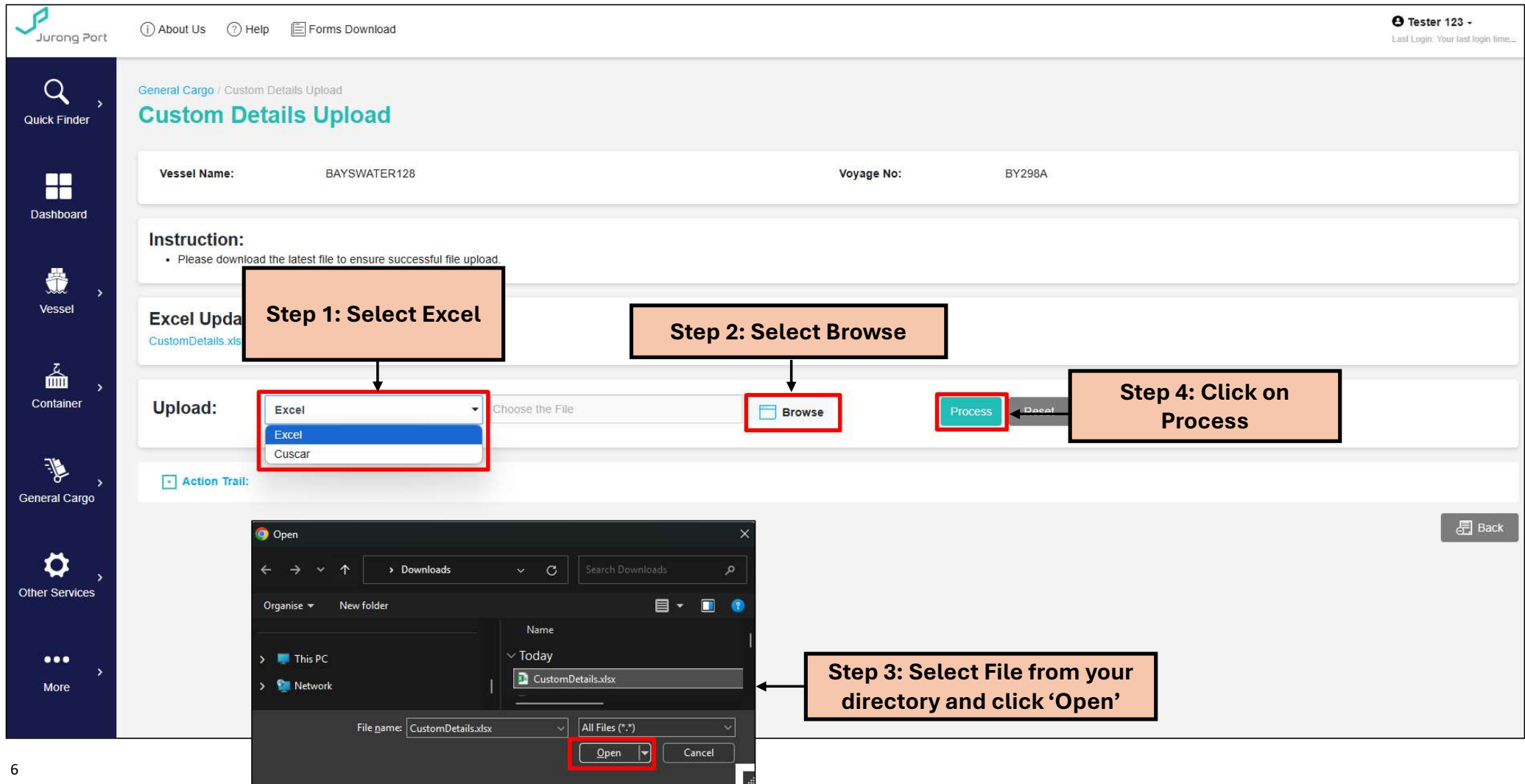
Red asterisk indicates mandatory field

	Action *	Vessel Port of Discharge	Bill of Lading *	Master Bill of Lading	Bill of Lading Remarks	Instruction Type *	Original Port of Load	Port of Load	Port of Discharge	Destination
4										
5	N/A	ZZZZZ	DEF456			TRANSHIPMENT INWARD	ZZZZZ	ZZZZZ	ZZZZZ	ZZZZZ
6	N/A	ZZZZZ	BILL4924A			TRANSHIPMENT INWARD	ZZZZZ	ZZZZZ	ZZZZZ	ZZZZZ
7	N/A	ZZZ	TXTR002			TRANSHIPMENT INWARD	ZZZZZ	ZZZZZ	ZZZZZ	ZZZZZ
8	N/A									
9	Add									
10	Update									
11	Delete									
12										

Step 1: Select Action

Step 2: Fill in other details

# 1. MACF - Guide on Upload Excel



The screenshot shows the 'Custom Details Upload' page in the MACF system. The interface includes a top navigation bar with 'About Us', 'Help', and 'Forms Download'. A left sidebar contains navigation options like 'Quick Finder', 'Dashboard', 'Vessel', 'Container', 'General Cargo', and 'Other Services'. The main content area displays 'Vessel Name: BAYSWATER128' and 'Voyage No: BY298A'. Below this, an 'Instruction' box states: 'Please download the latest file to ensure successful file upload.' The 'Excel Upload' section features a dropdown menu for file format, a 'Choose the File' button, a 'Browse' button, and a 'Process' button. An 'Action Trail' is visible at the bottom left. A 'Back' button is located at the bottom right.

**Step 1: Select Excel**

**Step 2: Select Browse**

**Step 3: Select File from your directory and click 'Open'**

**Step 4: Click on Process**

The 'Open' dialog box shows the file 'CustomDetails.xlsx' selected in the 'Downloads' folder, with the 'Open' button highlighted.

# 1. MACF - Guide on Upload Excel

Jurong Port About Us Help Forms Download Tester 123  
Last Login: Your last login time...

General Cargo / Custom Details Upload

## Custom Details Upload

Vessel Name: BAYSWATER128 Voyage No (In/Out): BY298A/BY298B

**Instruction:**

- Please download the latest file to ensure successful file upload.

**Excel Updated Template (Download):**  
[CustomDetails.xlsx](#)

**Upload:** Excel Choose the File Browse Process Reset

**Summary:**  
Total Containers declared in JPOM is 1, custom declared 3  
Total line item processed: 1  
Total success: 1  
Total fail: 0  
Download file to see details: [Custom\\_Details\\_Upload@202502241730.xlsx](#)

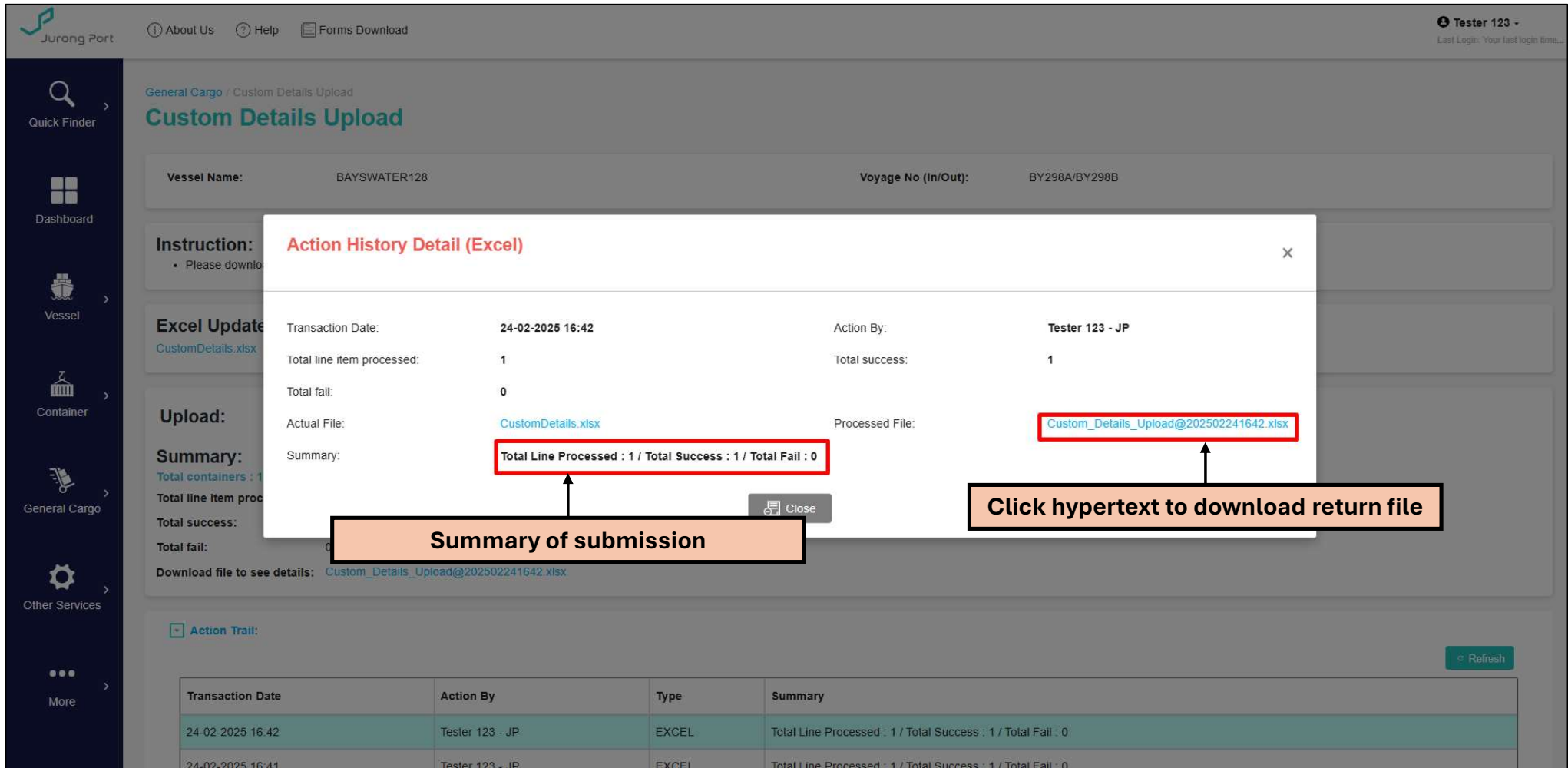
**Check for total line item processed, successes and fails**

**Action Trail:** Refresh

Transaction Date	Action By	Type	Summary
24-02-2025 17:30	Tester 123 - JP	EXCEL	Total Line Processed : 1 / Total Success : 1 / Total Fail : 0

**To view details submission, double click on the line item**

# 1. MACF - Guide on Upload Excel



The screenshot shows the 'Custom Details Upload' page in the Jurong Port system. A modal window titled 'Action History Detail (Excel)' is open, displaying the following information:

- Transaction Date: 24-02-2025 16:42
- Action By: Tester 123 - JP
- Total line item processed: 1
- Total success: 1
- Total fail: 0
- Actual File: [CustomDetails.xlsx](#)
- Processed File: [Custom\\_Details\\_Upload@202502241642.xlsx](#)
- Summary: **Total Line Processed : 1 / Total Success : 1 / Total Fail : 0**

Annotations on the screenshot include:

- A red box around the 'Summary' text in the modal.
- An orange box labeled 'Summary of submission' with an arrow pointing to the summary text.
- A red box around the 'Processed File' link.
- An orange box labeled 'Click hypertext to download return file' with an arrow pointing to the 'Processed File' link.

The background page shows the 'Vessel Name: BAYSWATER128' and 'Voyage No (In/Out): BY298A/BY298B'. The 'Summary' section on the page indicates 'Total containers : 1', 'Total line item processed : 1', 'Total success : 1', and 'Total fail : 0'. A 'Download file to see details' link is provided: [Custom\\_Details\\_Upload@202502241642.xlsx](#). An 'Action Trail' table is visible at the bottom of the page.

Transaction Date	Action By	Type	Summary
24-02-2025 16:42	Tester 123 - JP	EXCEL	Total Line Processed : 1 / Total Success : 1 / Total Fail : 0
24-02-2025 16:41	Tester 123 - JP	EXCEL	Total Line Processed : 1 / Total Success : 1 / Total Fail : 0

# 1. MACF - Guide on Upload Excel



1										
2										
3										
4	Description	Mark and No	Dangerous Goods Indicator	IMO Class	UNDG Number	Flashpoint (Celsius)	Packing Group	Container Number *	Container Status	
5			N					TZZT2411261		
6	DESCRIPTION		N	1.1E (Substances And Articles Having A Mass Explosion Hazard)				TZZT2411261	EMPTY	
7	DESCRIPTION		Yes							
8										
9										
10										

DG Indicator is selected as Yes. Please fill in the Flashpoint

**Step 1: Check for errors highlighted in Red with comment (viewable when mouse is hovered over)**

**Step 2: Scroll to the most right**

IMO Class	UNDG Number	Flashpoint (Celsius)	Packing Group	Container Number *	Container Status	ISO code	Gross Weight (KG)	Seal Number Carrier	Remarks
				TZZT2411261		4500	35000		
				TZZT2411261		2200	15000		Success
1.1E (Substances And Articles Having A Mass Explosion Hazard)				TZZT2411261	EMPTY	2200	15000		Error
				TZZT2411261		2200	15000		

**Step 3: View submission remark for newly added/updated/deleted processed line item**