

No.66 of 2020

4 September 2020

Dear Port Users

JP'S DIGITALISATION AND MIGRATION OF (VESSEL RELATED) MODULES TO MODERNISED JP-ONLINE SYSTEM

JP's Digitalisation Plan

We refer to the Agent Carrier Engagement Session for JP's Digitalisation Plan conducted since Oct 2019, where port users including carriers, agents and stevedoring companies were involved. JP had shared the multi-year Digitalisation Plan and the objective to achieve greater operational efficiency through real-time tracking of cargo operation. We are pleased to announce that the following systems have been developed and implemented.

S/N	System	System Users	System Objective(s)
1.	Stevedore Net X (SNX)	Stevedoring Companies	Effective tracking and verification of stevedore workers' working hours and occupation code.
2.	Electronic Notification of Stevedoring Operation (eNOSO)	Stevedoring Companies	Planning and declaration of stevedoring operations in a unified platform where submission of documents include items such as, but not limited to, safety checklist, lifting plan and risk assessment prior the commencement of works.
3.	Vessel Submission (revamped)	Carriers / Agents	Collection of vessels' particulars for efficient planning of resources and cargo operation.
4.	Digital Tally System (DTS)	Stevedoring Companies	Effective tracking of cargo on-ground, handling progress as Tally Clerks and Checkers tally quantity of cargo loaded/discharged on real-time basis through the system.

RELY ON US

Jurong Port Pte Ltd
37 Jurong Port Road
Singapore 619110

Tel +65 6265 0666
Fax +65 6413 9696
www.jp.com.sg

Reg No. 200007468N
GST Reg No. 20-0007468N

Migration of (vessel related) modules to modernised JP-Online

With reference to JP Circular No. 70 of 2019, with effect from 1st October 2020, the following modules will be migrated to the modernized JP-Online (JPOM) and cease to function on the current JP-Online platform:

- Vessel Submission (fully migrated)
- Berth Application
- BTR Amendment Request

Cement Vessel Reservation System users should continue to carry out the vessel reservation via JP-Online in the interim. We are working towards migrating this module to JPOM by end March 2021. Meanwhile, for any Berth Application Amendments or Cancellation please do so via the JPOM.

All other modules, unless otherwise stated, will remain in current JP-Online until further notice. Kindly note that users will experience toggling between the new and old JP-Online system until all systems' migration are completed (estimate FY2021 Q2). We seek your understanding and apologize for any inconvenience caused as JP aims to improve user experience for all with these improvements.

JPOM should be accessed using your existing user account and password via the following link: <https://jponline.com.sg/jpom/ui/login>. Please be advised that the JPOM is best viewed in Chrome. You are advised to save the link as bookmark on your devices as shown in Annex I. The current JP-Online is still best viewed via Internet Explorer. To enhance your viewing experience, you may zoom in/out as shown in Annex II. User Guide will be made available for the revamp Berth Application and BTR Module in JPOM as shown in Annex III.

For any queries pertaining to this Circular, please contact our Customer Service at jpcss@jp.com.sg or 6413 9600.

Yours Sincerely,

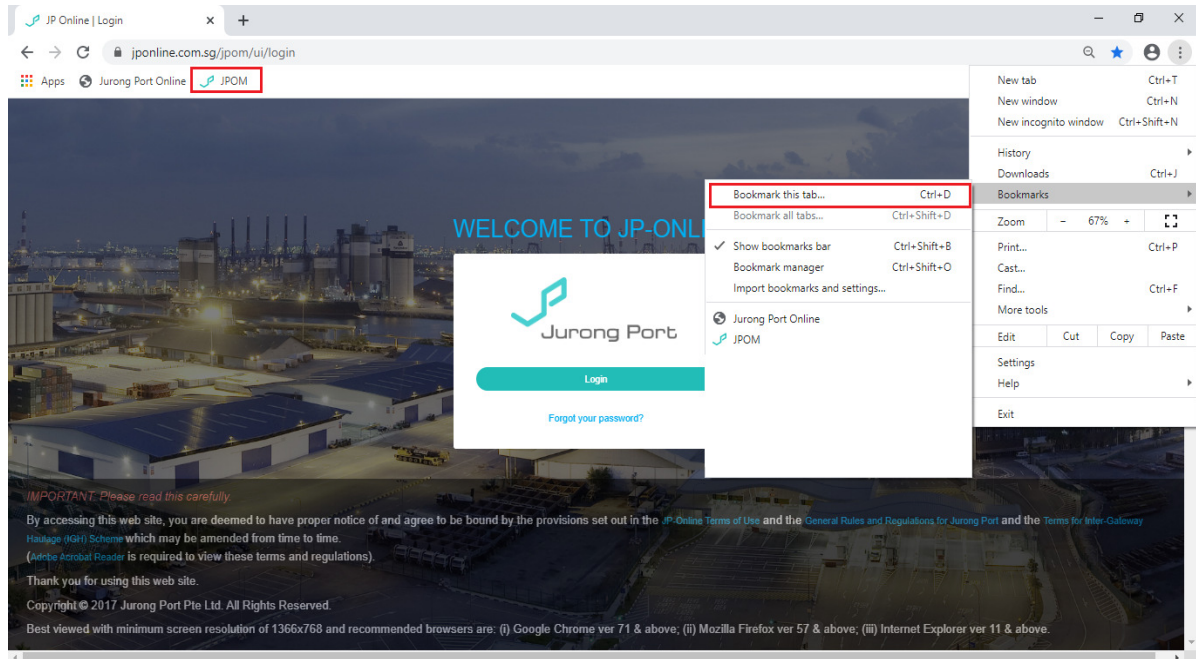
Desmond Ong
Vice President, Projects & Technology
For Jurong Port Pte Ltd

(This is a computer generated circular and does not require a signature.)



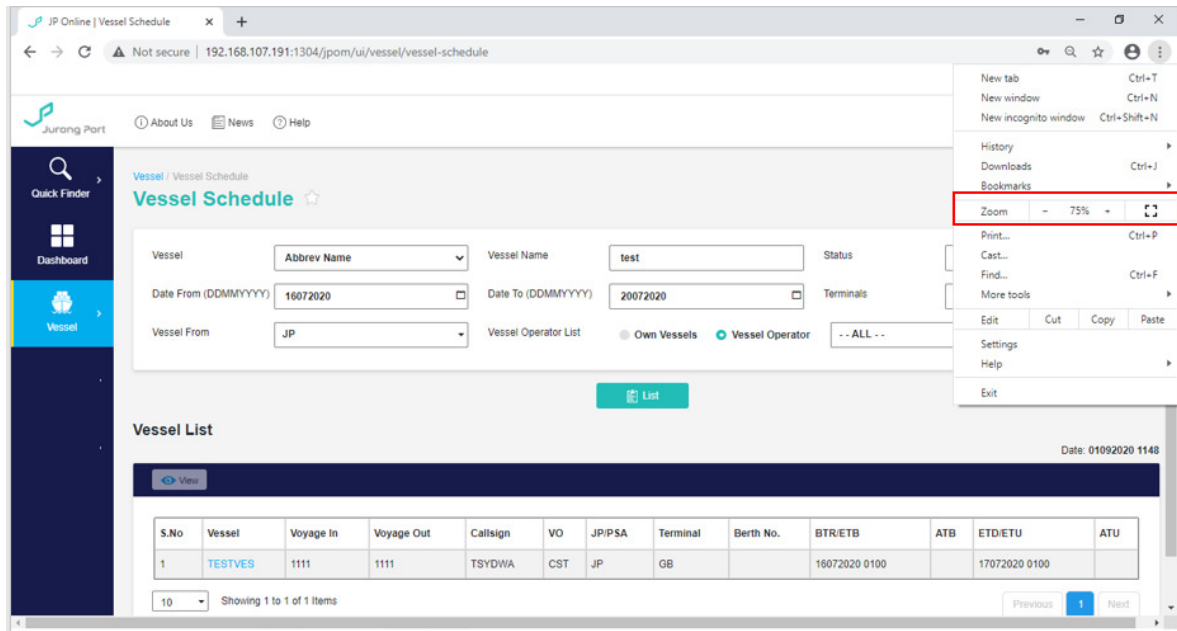
Annex I:

Through the website link, <https://jponline.com.sg/jpom/ui/login>, click on “Bookmarks” to save it on your tab for easy access to the modernised JP Online (JPOM).



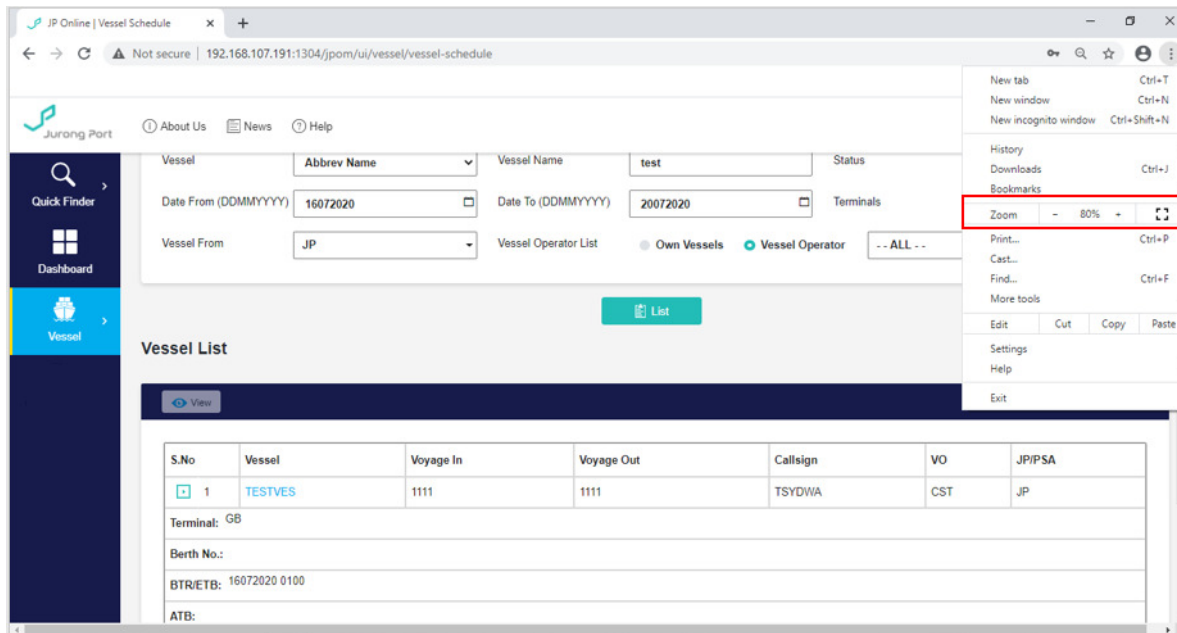
Annex II:

Zoom in/out for better viewing experience



The screenshot shows the JP Online Vessel Schedule interface. The browser address bar indicates the URL: 192.168.107.191:1304/jpom/ui/vessel/vessel-schedule. The interface includes a sidebar with 'Quick Finder', 'Dashboard', and 'Vessel' options. The main content area displays the 'Vessel Schedule' section with search filters: Vessel Name (test), Date From (16072020), Date To (20072020), and Vessel From (JP). A 'List' button is visible. Below the filters, the 'Vessel List' section shows a table with one item: TESTVES. The zoom menu is open, showing 'Zoom' at 75%.

S.No	Vessel	Voyage In	Voyage Out	Callsign	VO	JP/PSA	Terminal	Berth No.	BTR/ETB	ATB	ETD/ETU	ATU
1	TESTVES	1111	1111	TSYDWA	CST	JP	GB		16072020 0100		17072020 0100	



The screenshot shows the JP Online Vessel Schedule interface with the zoom menu open, showing 'Zoom' at 80%. The interface is similar to the previous screenshot, but the table view is expanded to show more details for the selected vessel.

S.No	Vessel	Voyage In	Voyage Out	Callsign	VO	JP/PSA
1	TESTVES	1111	1111	TSYDWA	CST	JP

Terminal: GB
Berth No.:
BTR/ETB: 16072020 0100
ATB:



Annex III:

Click on 'User Guide' to download the guide on changes to Berth Application Module.

